

How to change a prescription item from regular repeat to variable repeat

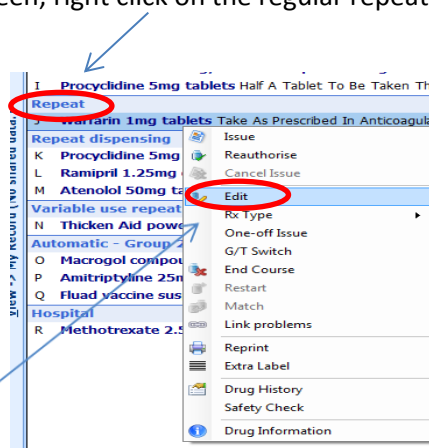
| | | |
|---------------|-----------------|---|
| Reference | How To Guide 57 | |
| Version | 1.2 | |
| Approval date | 01.02.2019 | Approved by Dr Becky Locke & Dr Simon Woodworth |
| Review date | 01.02.2020 | |

Purpose

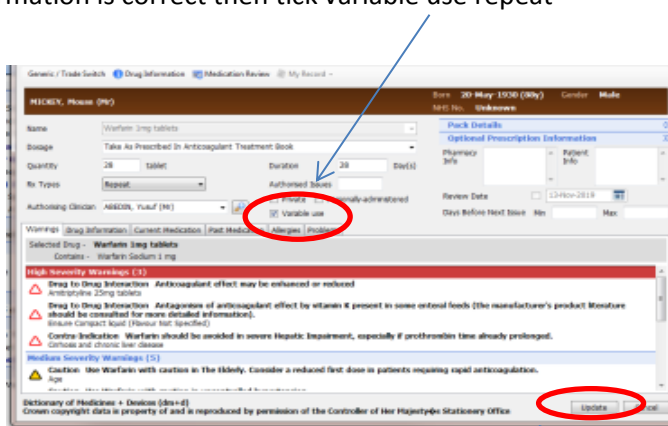
To allow patients to request repeat items which have variable use e.g. analgesics, creams, hay fever treatments etc. on a when required basis. Variable repeats stay on the repeat screen for the period specified by the practice for all repeats, they are displayed separately and help to reduce waste and also aid medication review as regular dose items can be easily identified and compliance checked.

Procedure:

- Go to the medication screen; right click on the regular repeat drug to be changed.

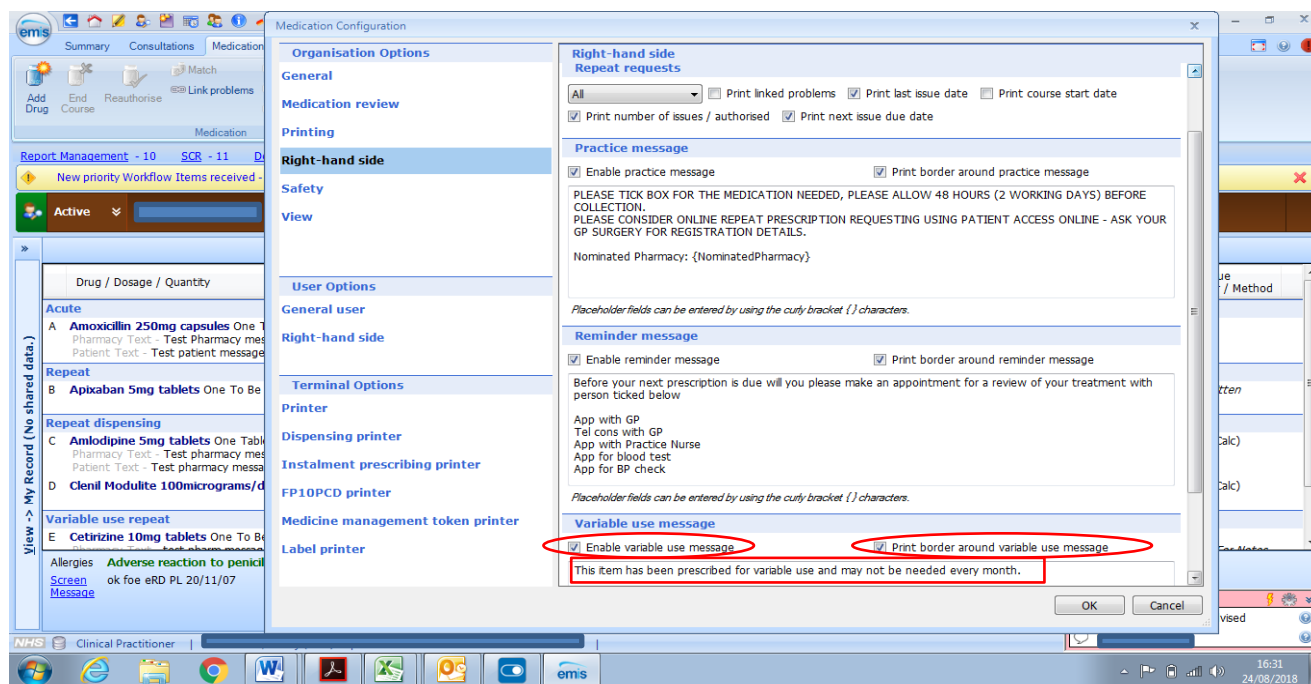


- Click on Edit.
- Check all the information is correct then tick variable use repeat



- Click update.

The right hand side of the prescription can be changed to show variable repeats; changes to the EMIS system can be done by authorised practice staff to allow this - see below.



This document is part of a suite of documents produced for the sole purpose of NHS Stockport GP practices in managing the prescription process. The CCG accept no responsibility or liability for any use of the information the documents contain outside of NHS Stockport GP practices or for adoption by other organisations providing health or care services